

## February 2021



### Item

### Page

'Express Yourself' Children's Mental Health Week .....	1
Headmistress's Message .....	1
Assemblies.....	2
Merit Certificates.....	2
Lower Kindergarten Physical Activities.....	2
Lower Kindergarten Skills .....	3
Lower Kindergarten: Sensory Experiences .	3
Lower Kindergarten: Baking.....	4
Upper Kindergarten: Our Dog Footprints...	5
Upper Kindergarten: Imaginative Play .....	5
Upper Kindergarten: Making our own fruit salad .....	5
Reception Woodpeckers Fantastic Home Learning.....	6
Reception Robins Home Learning .....	6
'Express Yourself'.....	6
Year 4: Egypt.....	7
Year 3 The Animal Kingdom .....	7
National Handwriting Day .....	8
Year 5G Water .....	8
Year 5Z Story Writing.....	9
Year 6 Poems .....	9
Year 6 Virtual Chester Zoo Visit.....	10
Keyworker Children in School.....	10
Yorkshire Pudding Day.....	11

### Headmistress's Message

Dear Parents

This first newsletter of 2021 provides me with another opportunity to celebrate the enthusiasm, perseverance and dedication of all the children to their online learning, together with a big 'thank you' to you for your continued support, understanding and collaboration with the teachers and myself during these challenging times.

Since the beginning of term, our Y6 pupils have been engrossed in their 11+ entrance exams. They have shown immense courage and strength of character to complete a range of online tests and to participate in Zoom interviews whilst supporting each other through a completely different 11+ examination process. The staff and I are so proud of them, of their resilience and their everlasting ability to keep smiling.

Although the majority of children have not physically been present in school, I hope this newsletter gives you an insight into the work the children have been producing and our aim to include as much as possible of the 'normal' life of the school week in their lives.

Kind regards

Sue Belej

## ASSEMBLIES

Our assembly programme always aims to be varied and engaging for the children throughout the school.

In her first online assembly of the term, Mrs Belej encouraged the children to have a positive approach [to problems and difficulties](#) that they might face, both academically and personally. She stressed how we all need to spend 'time, care and patience' to work through problems and how important it is to ask for help from the people around us.

[World Religion Day](#) was celebrated in the assembly on 18 January. Mrs Belej highlighted some of the main similarities between the six major religions of the world including **RESPECT, LOVE and HAPPINESS**.

On Monday 25 January, Mrs Belej used the story of 'The Tiger Who ate the Ginger Biscuits' to demonstrate that '[Honesty is the best policy](#)'. After the assembly, she was delighted to read a message on Seesaw from a Y1 pupil who agreed with her that it is always safer to tell the truth even if you have done something wrong.

Mrs Belej introduced [Children's Mental Health Week](#) on Monday 1 February and celebrated [National Yorkshire Pudding Day](#) on the last Monday of the half-term.

## LOWER KINDERGARTEN

The children in Lower Kindergarten have been engaged in a variety of physical activities to help develop their balancing and throwing skills. The children loved throwing the bean bag 'snowballs' into the snowman's tummy or mouth!



## Merit Certificates

Congratulations to the following pupils who have been awarded a Merit Certificate this term.

Class	Merit
1F	Anami, Emily, Aria, Raphael, Safaa, Louis, Sam, Evie
1Z	Theo, Victoria, Isaac, Jimmy, Mia, Rufus, Eddie, Annabella
2C	Rufus, James, Kailyn, Jamie, Denzel, Annabelle, Kartar, Anaïs
2S	Aaryan, Scarlett, Alex, Siana, Evie, Ni'al, Emilia, Ashika
3C	Gisele, Ayianna, Ozlem, Prabhlok, Lucy, Teddy, Lina, Max
4C	Darcy, Henry, Rafaella, Henry, Ava, Betsy, Arjun, Gabriella
5G	Zavier, Maja, Libby, Kristina, Cleo, Sophia, Joah, Olivia
5Z	Tyran, Holly, Melveen, Annabel, Sienna, Ethan, Alanna, Zayan
6C	2 x Whole Class

Congratulations to:

Reggie Y4C for being awarded his Pen Licence



## LOWER KINDERGARTEN: SENSORY EXPERIENCES


The children have been enjoying lots of sensory experiences. These included our mud kitchen, a Winter sensory tray with shaving foam snow and ice cubes and finally, some jelly play!

These activities provide the children with the opportunity to use their imaginations to create games and support their social and language development.



## LOWER KINDERGARTEN SKILLS

Within class, we have been supporting the children in their shape and number recognition and counting skills. The children played a shape monster game on the iPad, where they had to feed the monster the correct shape. The children found it very funny when the monster said "Yummy"!





## LOWER KINDERGARTEN: BAKING SPIDER CAKES

The children in Lower Kindergarten enjoyed baking some Spider Cupcakes. The children gathered around the table and we discussed what ingredients we would use and how we would measure them by using the scales. Then, all the children helped to mix the mixture and spooned it into the cake cases. Once their cakes were baked, the children created their spider to go on top by using some butter cream, a chocolate Rolo, strawberry laces and an icing pen to draw the eyes and a smile. The children all agreed they tasted delicious!





## UPPER KINDERGARTEN: OUR DOG FOOT PRINTS



All the children in Upper Kindergarten had their foot painted and printed onto paper. They then decorated their foot with eyes, ears, a nose, a tail and a collar to create their very own dog.

Amazing, imaginative work!



## UPPER KINDERGARTEN: IMAGINATIVE PLAY



The children in Upper Kindergarten became very creative with some card board boxes. Together they worked as a team to make their very own Santa sleigh. When asked what they needed to pull their sleigh they used elephants and a bear.

Great problem solving!

## UPPER KINDERGARTEN: MAKING OUR OWN FRUIT SALAD



Upper Kindergarten are learning about caring for ourselves. As part of our topic we made our own fruit salad to eat at snack time. The children all self-selected their own fruit to cut up and eat. They discussed which foods are healthy for our bodies and which foods are unhealthy.



## RECEPTION WOODPECKERS: FANTASTIC HOME LEARNING

We are very proud of our Reception Woodpeckers class who have completed a fantastic half term of home learning.

During their first week, they got up to lots of activities including: writing and hunting for 2D shapes, colour mixing, yoga, baking, tree hunting, making 3D shape towers, learning about animals that lay eggs and then making their own egg nest, practiced their handwriting and addition and finally made some important home schooling rules! Phew! Well done Woodpeckers.



## RECEPTION ROBINS HOME LEARNING



Well done to Reception Robins for their fantastic home learning work!

They have been practicing their handwriting, making 3D shape towers, going on outdoor scavenger hunts, yoga and learning about animals that lay eggs and then making their own egg nest. They have also been learning to follow written instructions, created animal masks and baked some cupcakes.



## ‘EXPRESS YOURSELF’

The theme for this year’s Children’s Mental Health Week was ‘Express Yourself’. To celebrate pupils and staff took part in a ‘Dress to Express’ day where they could choose to wear whatever outfit they liked and some combined their outfits with some crazy hair too! Everyone looked fantastic





## YEAR 3: THE ANIMAL KINGDOM

Year 3 have been busy adding to their knowledge of a subject close to their heart – the Animal Kingdom - through non-chronological reports.

They began their journey by looking at reports already in existence, on elephants, tigers, pandas and monkeys. They then researched an animal of their own choice, organising facts and figures under various subheading, before writing their own reports. These featured everything from fact boxes to illustrations and glossaries, which they presented in a variety of ways.

Feel free to test your knowledge by approaching any of the expert children in Year 3 once we return to school.

Here is an example of Millie's work.

### Leopards

Leopards are carnivorous mammals. They adapt to many climates, which is why they are found in many parts of the world. You can find them in the mountains of Afghanistan to the jungles of India. They can live as long as 21 years.

**Types Of Leopards**



There are 14000 leopards in the world today. There are 9 species of leopard in the world. They are the: Javan leopard, Arabian leopard, Lankan leopard, Indochinese leopard, Indian leopard, Persian leopard, North China leopard, African leopard, Amur leopard.



**Habitat**

Leopards are very adaptable and can live in many places across the globe. You can find leopards in the grass lands and swamps of Africa, the mountains of Afghanistan, rain forests of India, deserts, along the coast and even in snow. The countries you will find leopards in are: China, Russia, India, Turkey, Java, Africa and even Sri Lanka.

**Diet**

Leopards are carnivores, meaning that they eat meat. They eat anything that may cross their path like bugs, snakes, monkeys, rodents, cheetah cubs, baboons, porcupines, warthogs, fish and many more. Leopards can kill by 1 bite to the neck. This is another reason why leopards are adaptable and can live in so many climates and countries around the world.





## YEAR 4: EGYPT

Year 4 were given the task to find different facts about Egypt. The children had to conduct their own research by locating Egypt on a map and their facts had to be linked to both modern and ancient Egypt.

They have all learnt a lot through this activity.

Here is an example of Betsy's work.



### Facts About Egypt!

The continent of Egypt is Africa, the Capital is Cairo. The population is est 102,324,404. One of the most famous rivers in Egypt is called 'River Nile'. Egyptians lived here.

- They preserved bodies which is called mummification.
- There are over 130 Pyramids.
- Both genders wore make up.
- Cats were considered Sacred.
- There were over 2000 Egyptian Gods and Goddesses.

## NATIONAL HANDWRITING DAY



Every year since 1977, on 23 January, National Handwriting Day is celebrated.

We encouraged the children to join in and they have sent their handwriting examples to their teacher.

The children were given some ideas on what to do such as: writing a to-do list, writing a letter to a friend or family member, writing a short story or even a poem.

Thank you to all the children who participated in this day. We have some lovely work posted on SeeSaw for everyone to view.

Remember children: keep on practicing your handwriting.

## YEAR 5G HUMANITIES: WATER

In Year 5 Humanities this term, our topic is 'Water'. We have been researching ways to reduce our water usage at home and at school.

The children were set a project to encourage others to save water. They could present their findings as a poster, rap, radio or tv advert. The children had fun devising creative ways to get their message across.

Zavier made a fantastic short film reminding the viewer of different things they can do at home to save water. Well done Zavier!





## YEAR 5Z: STORY WRITING

Year 5 have been focusing on story writing and have tried to bring their work to life by using more descriptive language. The children have looked at a range of ways to open their stories for maximum drama and effect. They have also used different types of punctuation including commas, semi-colons and brackets.

In one of the activities, pupils had to look at an atmospheric picture of an ice monster and describe what was happening.

Holly wrote an excellent opening to her story and set the scene with plenty of description.

## YEAR 6

The children in Year 6 have been reading the picture book "The Arrival" by Shaun Tan. They wrote poems in response to the pictures on the first page of the text showing an emotional departure from a family home, off to seek a new life.

This poem was written by Ava.

### My Little Dove

Fly above my little dove,

Time is running away,

For all in life I need is you,

Yet your ticket says today.

I know you will remember us,

We have been together since you were born,

For wherever you go you will be with us,

However, my heart is still torn.

It's hard to watch you pack your bags,

My little baby all grown up,

Remember now,

You will always be,

My little dove.

### The Ice King

#### By Holly

It was a cold chilly day in the South Pole, where explorers were sailing through the vast seas of the South. They had wooly hoods made from the thickest warmest materials, boots made from the softest fur and a puffy blue coat with trousers to match.

Their long narrow rowing boat, made for the forty explorers, was swimming gracefully through the South seas like a swan. They glided through the blue sea for hours non-stop. They started to get bored, then they arrived at the place they wanted to go to, which was where the icebergs were melting.

They looked around quietly and one of the explorers whose name was Jack said "Um guys, question. What is that?" he said nervously.

"Hmmm I don't know what is it? It looks like an old man carved out of ice!" said another explorer called Mya.

All of a sudden, the head slowly turned backward. The Ice King was tall and stern looking. He had an outfit made of ice, his hair was ice and so was everything about him. "WHAT ARE YOU PEOPLE DOING IN THE KINGDOM OF ICE?"

A brave explorer called Kayden said "We... Er were sent here by our boss to help save the icebergs."

"NONSENSE YOU ARE HERE TO GET RID OF THE ICEBERGS, LIAR!" "I WILL LOCK ALL OF YOU UP IN MY ICE PRISON, THEN I WILL DECIDE ALL OF YOUR FATES! UNDERSTAND?"

"Yes," said the explorers. Some were whimpering and some were not scared at all, like Kayden and James; though they should be.

He said "FOLLOW ME!" and they all followed, too scared to speak. He got out an ice trident and said "ALL TALL LIRIOPE!" and all of a sudden, a beautiful ice palace as revealed it had loads of turrets, towers and ice sculptures. He took them in the building. It was full of beautiful paintings and more sculptures the interior was also neat and tidy. He guided them to a room with a bolted door and a hole at the top (By the way, the castle was meant to be his size, so it was

enormous!) and put all forty of the explorers inside the room, it was an empty room with beds (normal sized ones) and got up and moved to where the hole was. All of a sudden, he took out his trident with beautiful ice gems. His face slivered into a smile and he said "Exomorto killius!" and BAM they were d-dead...

## YEAR 6 VIRTUAL CHESTER ZOO VISIT

On Friday the 5 February, Year 6 took a visit to Chester Zoo, to take part in their virtual open day. We saw the penguins, tigers and inside the aquarium through live keeper talks. We were fascinated by the facts that they told us about the different animals, especially when they told us they put golf balls in the nest of any penguin that did not lay an egg so that they would feel happy.

We were also interested to know that all the animals had a name and that lots of them had come from other zoos to help the zoo's conservation program.




Everyone had the chance to become a keeper for the day through researching an animal of their choice and filming a keep talk of their own. It was fantastic to see so many different animals and find out all about their live and habitat.

In maths we took on the role of the vets working out the dosage each of the zoo's lions needed for their annual vaccination in relation to their weight.

During our art class we took a trip to the chimpanzees. As it is Children's Mental Health Week, we were interested in how chimpanzees express their emotions through their facial expressions. We realised it was not too different from how humans did it. We created art work featuring chimpanzees showing their emotions.

What a busy day we have had, just as exhausting as a real day out!

### Zoo Keeper talks



### KEYWORKER CHILDREN IN SCHOOL

The keyworker children in school have been working very hard during their lessons.

Well done to everyone! A big thank you also to all the support staff for their help and supervision in school.





## YORKSHIRE PUDDING DAY

On Sunday 7 February we celebrated British Yorkshire Pudding Day. Mrs Belej had a fantastic assembly linked to the history of Yorkshire puddings and why we celebrate it every year. She even shared some ideas on how we can prepare and enjoy a Yorkshire Pudding.

We challenged our staff and families to join in this lovely celebration.



**Thank you to all the children who helped in the kitchen preparing their Yorkshire Puddings  
and for those who shared a photo of themselves and their lovely Sunday roast!**

**Happy cooking!**